

Features

- Certified for ATEX and IECEx Zone 1/21
- UL listed for USA and Canada
- Galvanic isolation between input and output
- Provides an output power up to 80 W at 24 V DC
- Fully IP66 rated

Application

The device is an apparatus certified for use in hazardous areas rated according to ATEX directive and IECEx Zones 1 and 21 as well as Class I and II, Division 2, and Class III. Certification for Class I, Zone 2; Class II, Zone 22; and Class III, Zone 22 is also available.


The device is a DC-DC power supply and supplies explosion-protected equipment in the hazardous area. The device provides an output voltage of 24 V DC based on 18 V to 36 V DC input voltage.

The output power has a derating from 50 °C to 65 °C (80 W to 50 W).

The device is optimized for use with the following devices:

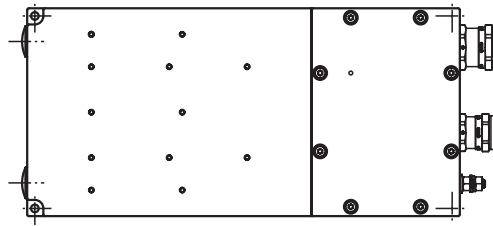
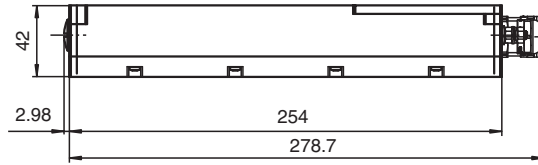
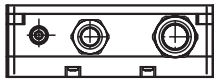
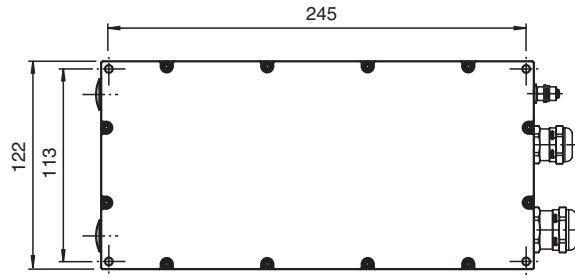
- Display Unit DPU1100-J1-*
- Thin Client Unit TCU1100-J1-*
- PC Unit PCU 1100-J1-*



Supply	
Input voltage	18 ... 36 V DC (SELV/PELV acc. IEC 60950-1)
Input current	max. 5.5 A/2.7 A
Output	
Output rated operating current	≤ 3.4 A
Voltage	24 V DC (SELV)
Power	80 W with derating
Power dissipation	17 W at 80 W output power
Directive conformity	
Electromagnetic compatibility	
Directive 2014/30/EU	EN 61326-1:2013 (industrial locations) ; EN 61000-6-4:2007+A1:2011
RoHS	
Directive 2011/65/EU (RoHS)	EN 50581:2012-09
Ambient conditions	
Operating temperature	-20 ... 65 °C (-4 ... 149 °F) with derating
Storage temperature	-20 ... 65 °C (-4 ... 149 °F)
Relative humidity	93% at 40°C, non-condensating, according to EN60068-2-78
Shock resistance	18 shocks 15 g , 11 ms all axis, IEC 60068-2-27
Mechanical specifications	
Core cross-section	≤ 2.5 mm ² (14 AWG)
Degree of protection	IP66
Material	
Housing	anodized aluminum
Mass	approx. 2.5 kg
Dimensions	245 mm x 122 mm x 42 mm
Data for application in connection with hazardous areas	
EU-Type Examination Certificate	BVS 16 ATEX E 098 X
Marking	 II 2G Ex eb q IIC T4 Gb  II 2D Ex tb IIIC T85°C Db
Directive conformity	
Directive 2014/34/EU	EN 60079-0:2012+A11:2013, EN 60079-5:2015, EN 60079-7:2015, EN 60079-31:2014
International approvals	
UL approval	E492874
Approved for	Class I, Division 2, Groups A, B, C, D T4; Zone 2, Group IIC T4 Class II, Division 2, Groups F, G T4; Zone 22, Group IIIB T85 Class III; Zone 22, Group IIIA T85
IECEx approval	IECEx BVS 16.0063X
Approved for	Ex eb q IIC T4 Gb Ex tb IIIC T85°C Db
Standards	IEC 60079-0:2011 , IEC 60079-5:2015 , IEC 60079-7:2015 , IEC 60079-31:2013

Release date 2017-10-19 17:36 Date of issue 2017-10-19 271722-100001_eng.xml

Dimensions



Release date 2017-10-19 17:36 Date of issue 2017-10-19 271722-100001_eng.xml

Refer to "General Notes Relating to Pepperl+Fuchs Product Information".

Pepperl+Fuchs Group
www.pepperl-fuchs.com

USA: +1 330 486 0002
pa-info@us.pepperl-fuchs.com

Germany: +49 621 776 2222
pa-info@de.pepperl-fuchs.com

Singapore: +65 6779 9091
pa-info@sg.pepperl-fuchs.com