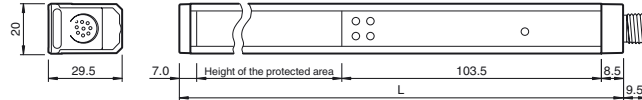




Dimensions



Model Number

SLCS30-/35 Serie

Safety light curtain
with 2 separate fail-safe semiconductor outputs

Features

- Resolution 30 mm (hand protection)
- Protection field height up to 2400 mm
- Self-monitoring (type 4 according to IEC/EN 61496-1)
- SIL3 (IEC 61508)
- Sensing range up to 20 m
- Degree of protection IP67
- Temperature range -35 ... 60°C (-31 ... 140 °F)
- Slim design, mounting on three sides

Description

The Safety light curtain consists of a transmitter and a receiver unit. The protected area is formed by infrared light beams transmitted from the transmitter unit to the receiver unit. The spacing between the individual light beams determines the minimum obstruction size (30 mm) that can be reliably detected within the entire protected area range.

Accessories

TR 14/30/50/60

Test rod for safety light curtain SLCT

AA SLCT-01

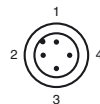
Profile alignment aid; simplified alignment of the SLCS and SLCT safety light curtains

OMH-SLCT-100-1200

Mounting base for floor mounting and ceiling mounting
Other suitable accessories can be found at www.pepperl-fuchs.com

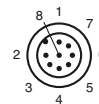
Electrical connection

Transmitter unit:



Pin	Transmitter unit
1	24 V DC
2	Mode A/B
3	0 V DC
4	Test

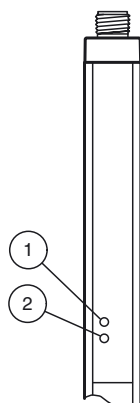
Receiver unit:



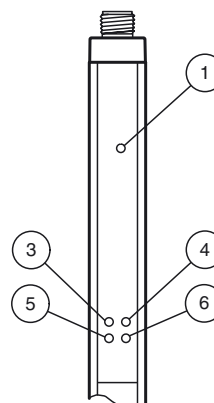
Pin	Receiver unit
1	Restart Interlock (RI)
2	24 V DC
3	Relay Monitor (RM)
4	Status / Select RI-RM
5	OSSD1
6	OSSD2
7	0 V DC
8	Mode A/B

Indicators/operating means

Transmitter unit



Receiver unit



1	Power	green
2	Mode A/B, Status	yellow
3	OSSD OFF	red
4	OSSD ON	green
5	Restart/Status	yellow
6	Mode A/B	yellow

Release date: 2017-10-12 11:44 Date of issue: 2018-01-22 265788_eng.xml

Technical data**General specifications**

Effective detection range	5 ... 20 m
Light source	IREL
Light type	modulated infrared light , 850 nm
Protection field height	see Table 1, max. 2400 mm
Operating mode	Startup/restart disable, deactivateable
Optical resolution	30 mm
Angle of divergence	< 5 °
Ambient light limit	Not sensitive to ambient light in accordance with IEC 61496-2
UL File Number	E215245

Functional safety related parameters

Safety Integrity Level (SIL)	SIL 3
Performance level (PL)	PL e
Category	Cat. 4
Mission Time (T _M)	20 a
PFH _d	Depending on the protection field height; see Manual
Type	4

Indicators/operating means

Operation indicator	green: Power on
Function indicator	Green: OSSD ON , Red: OSSD OFF
Status indicator	Transmitter unit: LED yellow: Mode, test or error Receiver: LED yellow: Start readiness, function reserve or error

Electrical specifications

Operating voltage	U _B	24 V DC (-20%, +30%) ; Power supply with safe isolation: 24 V DC
No-load supply current	I ₀	Transmitter unit: ≤ 150 mA Receiver: ≤ 150 mA (without outputs)
Protection class		III , IEC 61140
Power consumption	P ₀	Transmitter unit: 5 W Receiver: 15 W

Input 1

Input type	Transmitter unit test
Input format	Break contact
Switching voltage	24 V DC
Input current	5 mA

Input 2

Input type	Transmitter unit, mode A/B
Function	Beam Code A: open or 0 V Beam Code B: 24 V DC, 5 mA

Input 3

Input type	Receiver unit relay monitor
Input format	Break contact
Switching voltage	24 V DC
Input current	5 mA

Input 4

Input type	Receiver unit, start release
Input format	Break contact
Input current	5 mA

Input 5

Input type	Receiver unit, mode A/B (see transmitter unit, mode A/B)
------------	--

Output

Response time	see Table 1, max. 48 ms
---------------	-------------------------

Output 1

Output type	Receiver unit OSSD
Signal output	PNP semiconductor , monitored for short and cross circuits
Switching voltage	ON: U _B - 2 V; OFF: < 1 V
Switching current	ON: max. 0.1 A; OFF: < 5 μA

Output 2

Output type	Receiver signal output start readiness
Signal output	PNP-semiconductor, short-circuit protected, 0.1A

Conformity

Functional safety	ISO 13849-1 ; EN 61508 part1-4
Product standard	EN 61496-1 ; IEC 61496-2

Ambient conditions

Ambient temperature	-35 ... 60 °C (-31 ... 140 °F)
Storage temperature	-35 ... 70 °C (-31 ... 158 °F)
Relative humidity	max. 95 %, not condensing

Mechanical specifications

Housing length L	see table 2
Degree of protection	IP67 , For indoor use only
Connection	Transmitter unit: 4-pin, M12 x 1 connector Receiver: 8-pin, M12 x 1 connector Cable cross section min. 0.25 mm ² Max. cable length 50 m

Material

Housing	extruded aluminum section , gold anodized
Optical face	Plastic pane , Transparent polycarbonate
Mass	see table 2
General information	
Supplementary information	EC-Type Examination Certificate, Statement of Conformity, Declaration of Conformity, Attestation of Conformity and instructions have to be observed where applicable. For information see www.pepperl-fuchs.com .
Approvals and certificates	
CE conformity	CE
UL approval	cULus Listed
CCC approval	CCC approval / marking not required for products rated ≤36 V
TÜV approval	TÜV

Additional information

Table 1 - Response time:

Height of the protected area [mm]	Response time [ms]
100	8
200	10
300	11
400	12
500	14
600	15
700	16
800	17
900	19
1000	20
1100	21
1200	23
1300	24
1400	25
1500	26
1600	28
1700	29
1800	30
1900	32
2000	33
2100	34
2200	35
2300	37
2400	38

Table 2 - Total length and weight:

Height of the protected area [mm]	Total length of transmitter/receiver unit [mm]	Weight of transmitter/receiver unit [g]
100	219	140
200	319	200
300	419	250
400	519	310
500	619	370
600	719	430
700	819	480
800	919	540
900	1019	600
1000	1119	650
1100	1219	710
1200	1319	760
1300	1425	820
1400	1525	880
1500	1625	940
1600	1725	990
1700	1825	1050
1800	1925	1100
1900	2025	1160
2000	2125	1210
2100	2225	1270

Release date: 2017-10-12 11:44 Date of issue: 2018-01-22 265788_eng.xml

Refer to "General Notes Relating to Pepperl+Fuchs Product Information".

Pepperl+Fuchs Group
www.pepperl-fuchs.com

USA: +1 330 486 0001
fa-info@us.pepperl-fuchs.com

Germany: +49 621 776 4411
fa-info@de.pepperl-fuchs.com

Singapore: +65 6779 9091
fa-info@sg.pepperl-fuchs.com

Height of the protected area [mm]	Total length of transmitter/receiver unit [mm]	Weight of transmitter/receiver unit [g]
2200	2325	1320
2300	2425	1380
2400	2525	1440