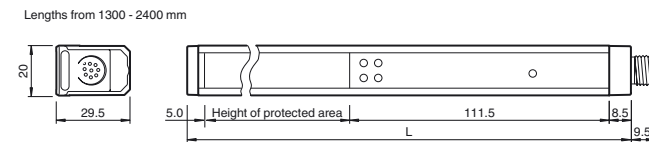
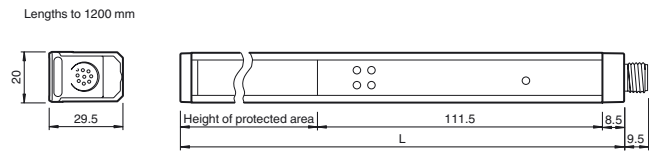




**Dimensions**



**Model Number**

**SLCT60 - Serie**  
 Safety light curtain  
 with 2 separate fail-safe semiconductor outputs

**Features**

- Resolution 60 mm
- Protection field height up to 2400 mm
- Self-testing (type 2 as per IEC/EN 61496-1)
- SIL1 acc. to IEC 61508
- Degree of protection IP67
- Temperature range -35 ... 60°C (-31 ... 140 °F)
- Slim design, mounting on three sides

**Description**

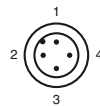
The Safety light curtain consists of a transmitter and a receiver unit. The protected area is formed by infrared light beams transmitted from the transmitter unit to the receiver unit. The spacing between the individual light beams determines the minimum obstruction size (60 mm) that can be reliably detected within the entire protected area range.

**Accessories**

- TR 14/30/50/60**  
Test rod for safety light curtain SLCT
  - AA SLCT-01**  
Profile alignment aid; simplified alignment of the SLCS and SLCT safety light curtains
  - OMH-SLCT-100-1200**  
Mounting base for floor mounting and cover plate
- Other suitable accessories can be found at [www.pepperl-fuchs.com](http://www.pepperl-fuchs.com)

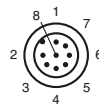
**Electrical connection**

Transmitter unit:



Pin	Transmitter unit
1	24 V DC
2	Mode A/B
3	0 V DC
4	Test

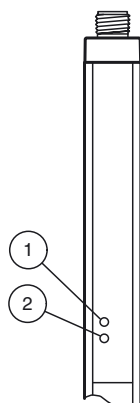
Receiver unit:



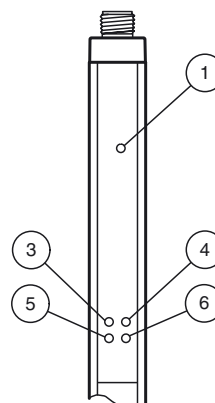
Pin	Receiver unit
1	Restart Interlock (RI)
2	24 V DC
3	Relay Monitor (RM)
4	Status / Select RI-RM
5	OSSD1
6	OSSD2
7	0 V DC
8	Mode A/B

**Indicators/operating means**

Transmitter unit



Receiver unit



Pin	Function	Color
1	Power	green
2	Mode A/B, Status	yellow
3	OSSD OFF	red
4	OSSD ON	green
5	Restart/Status	yellow
6	Mode A/B	yellow

Release date: 2017-10-12 11:43 Date of issue: 2018-01-22 270810\_eng.xml

**Technical data****General specifications**

Effective detection range	0.2 ... 8 m
Light source	IREd
Light type	modulated infrared light , 850 nm
Protection field height	see Table 1, max. 2400 mm
Operating mode	Startup/restart disable, deactivateable
Optical resolution	60 mm
Angle of divergence	5 °
Ambient light limit	Not sensitive to ambient light in accordance with IEC 61496-2
UL File Number	E215245

**Functional safety related parameters**

Safety Integrity Level (SIL)	SIL 1
Performance level (PL)	PL c
Category	Cat. 2
Mission Time (T <sub>M</sub> )	20 a
PFH <sub>d</sub>	Depending on the protection field height; see Manual
Type	2

**Indicators/operating means**

Operation indicator	green: Power on
Function indicator	Green: OSSD ON , Red: OSSD OFF
Status indicator	Transmitter unit: LED yellow: Mode, test or error Receiver: LED yellow: Start readiness, function reserve or error

**Electrical specifications**

Operating voltage	U <sub>B</sub>	24 V DC (-20%, +30%) ; Power supply with safe isolation: 24 V DC
No-load supply current	I <sub>0</sub>	Transmitter unit: ≤ 150 mA Receiver: ≤ 150 mA (outputs open)
Protection class		III , IEC 61140
Power consumption	P <sub>0</sub>	Transmitter unit: 5 W Receiver: 15 W

**Input 1**

Input type	Transmitter unit test
Input format	Break contact
Switching voltage	24 V DC
Input current	5 mA

**Input 2**

Input type	Transmitter unit, mode A/B
Function	Beam Code A: open or 0 V Beam Code B: 24 V DC, 5 mA

**Input 3**

Input type	Receiver unit relay monitor
Input format	Break contact
Switching voltage	24 V DC
Input current	5 mA

**Input 4**

Input type	Receiver unit, start release
Input format	Break contact
Input current	5 mA

**Input 5**

Input type	Receiver unit, mode A/B (see transmitter unit, mode A/B)
------------	--

**Output**

Response time	see Table 1, max. 23 ms
---------------	-------------------------

**Output 1**

Output type	Receiver unit OSSD
Signal output	PNP semiconductor , monitored for short and cross circuits
Switching voltage	ON: U <sub>B</sub> - 2 V; OFF: < 1 V
Switching current	ON: max. 0.1 A; OFF: < 5 μA

**Output 2**

Output type	Receiver signal output start readiness
Signal output	PNP-semiconductor, short-circuit protected, 0.1A

**Conformity**

Functional safety	ISO 13849-1 ; EN 61508 part1-4
Product standard	EN 61496-1 ; IEC 61496-2

**Ambient conditions**

Ambient temperature	-35 ... 60 °C (-31 ... 140 °F)
Storage temperature	-35 ... 70 °C (-31 ... 158 °F)
Relative humidity	max. 95 %, not condensing

**Mechanical specifications**

Housing length L	see table 2
Degree of protection	IP67 , For indoor use only
Connection	Transmitter unit: 4-pin, M12 x 1 connector Receiver: 8-pin, M12 x 1 connector Cable cross section min. 0.25 mm <sup>2</sup> Max. cable length 50 m

Material

Housing	extruded aluminum section , Silver anodized
Optical face	Plastic pane , Transparent polycarbonate
Mass	see table 2
<b>General information</b>	
Supplementary information	EC-Type Examination Certificate, Statement of Conformity, Declaration of Conformity, Attestation of Conformity and instructions have to be observed where applicable. For information see <a href="http://www.pepperl-fuchs.com">www.pepperl-fuchs.com</a> .
<b>Approvals and certificates</b>	
CE conformity	CE
UL approval	cULus Listed
CCC approval	CCC approval / marking not required for products rated ≤36 V
TÜV approval	TÜV

**Additional information**

Table 1 - Response time:

Height of the protected area [mm]	Response time [ms]
300	9
600	11
900	13
1200	15
1500	17
1800	19
2100	21
2400	23

Table 2 - Total length and weight:

Height of the protected area [mm]	Total length of transmitter/receiver unit [mm]	Weight of transmitter/receiver unit [g]
300	419	250
600	719	430
900	1019	600
1200	1319	760
1500	1625	940
1800	1925	1100
2100	2225	1270
2400	2525	1440

Release date: 2017-10-12 11:43 Date of issue: 2018-01-22 270810\_eng.xml

Refer to "General Notes Relating to Pepperl+Fuchs Product Information".

Pepperl+Fuchs Group  
www.pepperl-fuchs.com

USA: +1 330 486 0001  
fa-info@us.pepperl-fuchs.com

Germany: +49 621 776 4411  
fa-info@de.pepperl-fuchs.com

Singapore: +65 6779 9091  
fa-info@sg.pepperl-fuchs.com