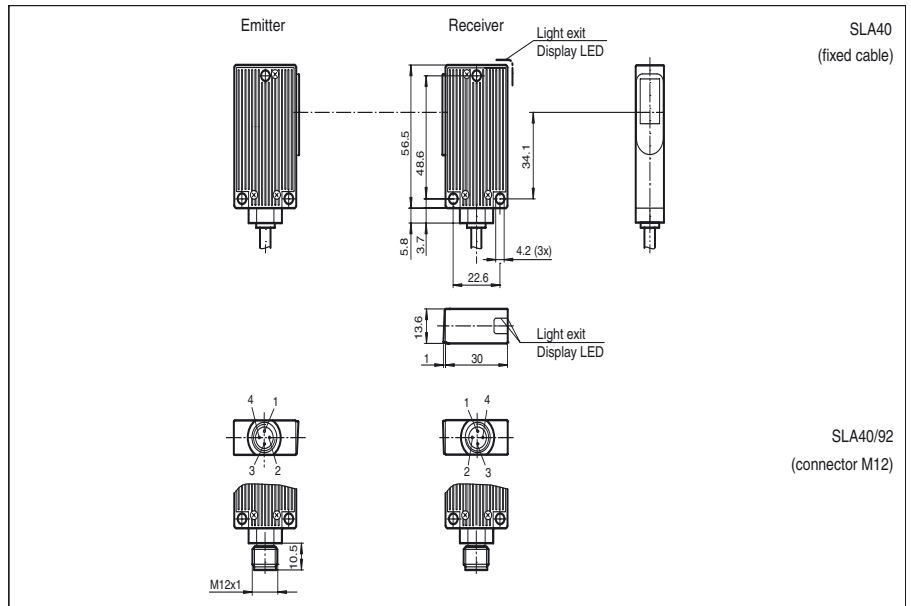




Dimensions



SLA40
(fixed cable)

SLA40/92
(connector M12)

Model Number

SLA40

with fixed cable

Features

- Sensing range up to 4 m
- Self-monitoring (type 4 according to IEC/EN 61496-1)
- Red transmission light
- Clearly visible LED functional display and pre-fault indicator on the receiver
- Metal housing
- Connection via M12 connector or fixed cable
- Operation on control units of SB4 (SafeBox)
- Degree of protection IP67 optional

Accessories

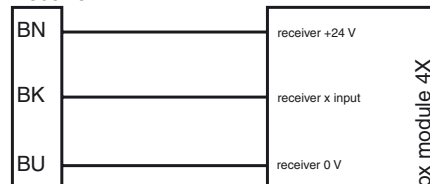
OMH-40
Mounting bracket

SLA-1-M
Deviation mirror

Electrical connection

Design with fixed cable

Receiver:




Emitter:




Design with fixed cable

Receiver:



Emitter:



Release date: 2017-12-05 13:59 Date of issue: 2017-12-05 11:44:13_eng.xml

Additional accessories can be found in the Internet.

Technical data

System components

Emitter	SLA40-T
Receiver	SLA40-R

General specifications

Effective detection range	0 ... 4 m
Light source	LED
Light type	modulated visible red light
Tests	IEC/EN 61496
Safety type according to IEC/EN 61496	4
Marking	CE
Target size	static: 10 mm dynamic: 30 mm (at v = 1.6 m/s of the obstacle)
Angle of divergence	< 5 °

Functional safety related parameters

Safety Integrity Level (SIL)	SIL 3
Performance level (PL)	PL e
Category	Cat. 4
Mission Time (T _M)	20 a
PFH _d	4.4 E-10
Type	4

Indicators/operating means

Function indicator	LED yellow/green in receiver: off: Interruption yellow: transmission green: reception with sufficient stability control
Pre-fault indicator	LED functional display yellow

Electrical specifications

Operating voltage	U _B	Power supply via control unit
-------------------	----------------	-------------------------------

Conformity

Functional safety	ISO 13849-1
Product standard	EN 61496-1 ; IEC 61496-2

Ambient conditions

Ambient temperature	-20 ... 60 °C (-4 ... 140 °F)
Storage temperature	-20 ... 70 °C (-4 ... 158 °F)
Relative humidity	max. 95 %, not condensing

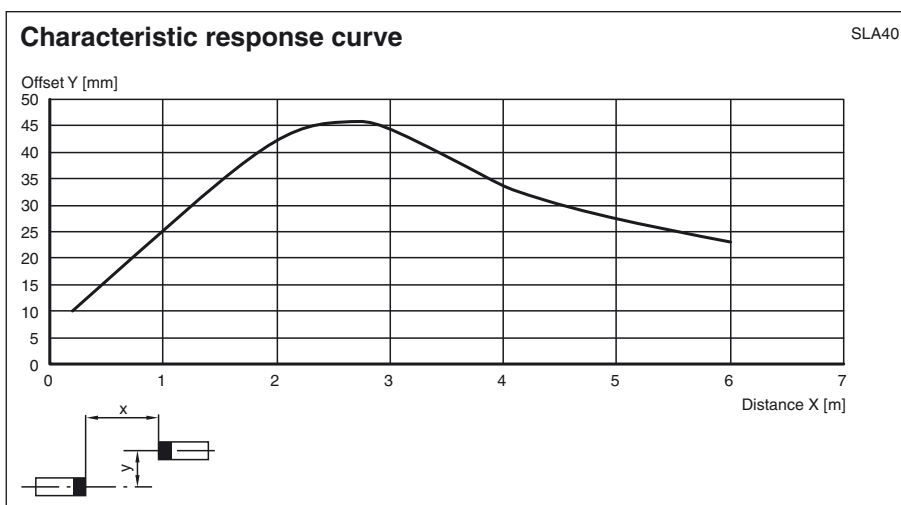
Mechanical specifications

Degree of protection	IP65
Connection	2 m, 0.25 mm ² fixed cable
Material	
Housing	diecast aluminum, RLA 1021 (yellow) painted
Optical face	glass pane
Mass	Per 100 g


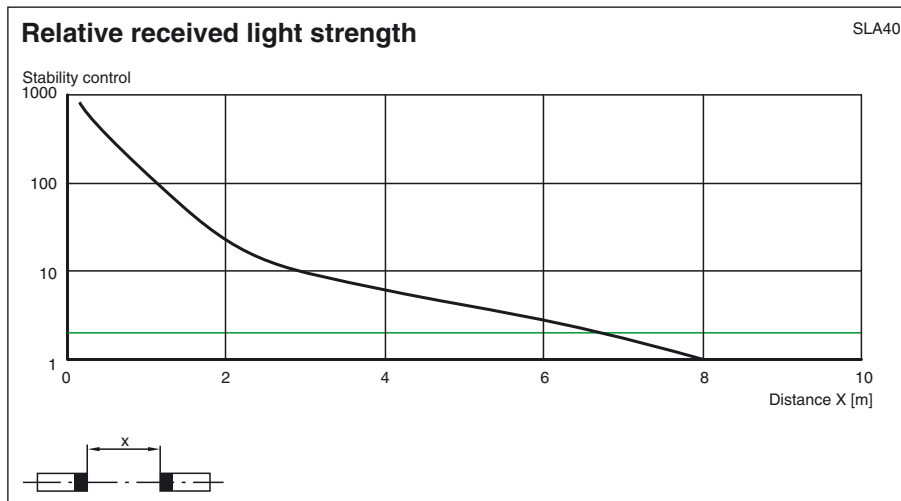
Approvals and certificates

CE conformity	CE
CCC approval	CCC approval / marking not required for products rated ≤36 V
Approvals	TÜV

Curves/Diagrams



Release date: 2017-12-05 13:59 Date of issue: 2017-12-05 11:44:13_eng.xml



System accessories

Control units

SB4 (SafeBox)

Cable sockets (only option /92)

straight: V1-G-2M-PVC
 V1-G-5M-PVC
 V1-G-10M-PVC

angled: V1-W-2M-PVC
 V1-W-5M-PVC
 V1-W-10M-PVC

Mounting aids

OMH-40

Further accessories

Redirection mirror
 SLA-1-M

Release date: 2017-12-05 13:59 Date of issue: 2017-12-05 11:44:13_eng.xml